

# MILCOTS™ 30" LCD monitor / 4030WQ

For industrial and sheltered applications



## 4030WQ model

Traffic control  
Supervision  
Geographic imaging  
Mobile IT  
Information  
and Command System

## Key points

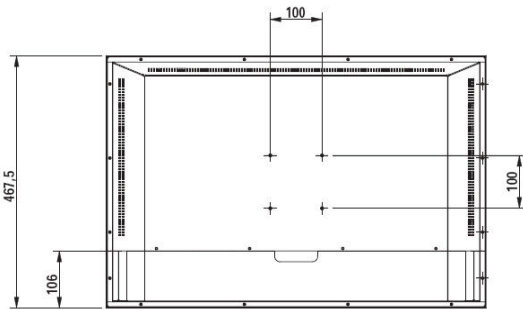
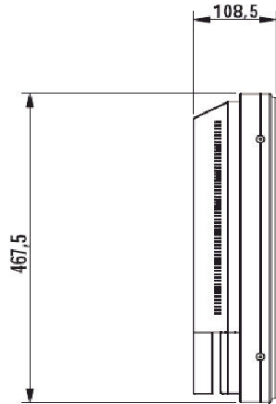
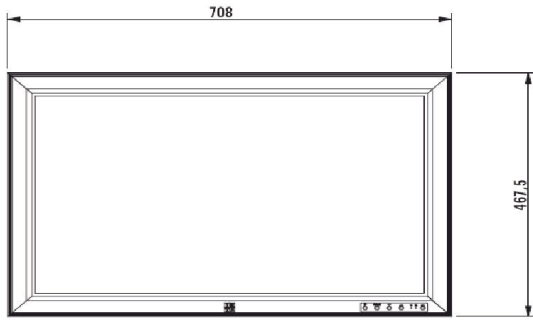
- Quality display (high contrast ratio, high brightness)
- Lock / cancel OSD
- Remote control
- Non-reflective coated glass, optical quality 92%
- Waterproof mounting
- Durable aluminum packaging (shock and vibration resistant)
- Typical product availability : 8 to 10 years

## Options

- Fully waterproof
- Touch screen
- Non-reflective coated glass
- EMC casing
- Custom colors



# 30" LCD monitor / 4030WQ



**Display module**  
 Resolution : 2560 x 1600  
 Brightness : 300 cd/m<sup>2</sup>  
 Contrast ratio : 400:1  
 Dot pitch : 0,502 x 0,167 mm  
 Viewing angle : 178°/178°  
 Response time : 16 msec  
 Display color : 16.7M  
 Active display area : 641.28 mm x 400.8 mm

**Input signals**  
 Connectors : DVI-D Dual Link  
 Synchronisation range : H : 98.71 KHz - V : 59.97 Hz

**Controls**  
 On Screen Display : Waterproof front panel keyboard

**Physical features**  
 Monitor dimensions : 708 mm (W) x 467.5 mm (H) x 108.5 mm (D)  
 Moniteur weight : 39.6 lbs  
 Standard color : RAL 101 (black)  
 Mechanical standard : VESA 100

**Electrical features (4030WQ-6A model)**  
 Power supply : Integrated 180 W / 115-230 VAC, 50-60 Hz  
 Power consumption : 150 W  
 Power Input Connector: IEC320  
 EMI / EMC : FCC part 15

**Environmental Conditions**  
 Operating temperature : 0°C to +50°C  
 Storage temperature : -30°C to +70°C  
 Humidity : 10% to 85%  
 Altitude : 0 to 45000 feet  
 Shock : 30 G, 11 ms  
 Vibration : MIL-STD 810E  
 Non-reflective coating glass : 92%  
 Front panel protection : NEMA 4

**Warranty** : 1 year (expandable to 3 and 5 years)

**Optional Mounting Devices** : Contact Us

# 30" LCD monitor / 4030WQ

Base P/N	Power Options	Touchscreen Options	Touchscreen Interface	
4030WQ	0A	-	00	A
(example)	1A	-	30	B
	2A	-	31	
	3E	-	32	
	4A	-	33	
	5A			

## Power Options

0A	delivered
1A	12 VDC input on lockable connector; external power supply 12 VDC / XX watts (per datasheet) / 115-230 VAC / 50-60 Hz
2A	115-230 VAC input / 50-60 Hz on lockable connector
3E	115-230 VAC input / 400 Hz on lockable connector
4A	18-36 VDC input on lockable connector
5A	28 VDC AIR2021E input on lockable connector

## Touchscreen Options

00	None
30	Resistive
31	Capacitive
32	SAW
33	IR

## Touchscreen Interface

A	Serial
B	USB

## Example

**4030WQ-1A-30B**

## Base Part Number

**4030WQ:** 29.6" display with WQ native resolution

## Power Option

**-1A:** 12 VDC input on lockable connector; external power supply 12 VDC / XX watts (per datasheet) / 115-230 VAC / 50-60 Hz

## Touchscreen Option

**-30B:** Resistive touch sensor, USB interface